

FEI Dressage and FEI Para Dressage Guidelines
on Use of Tack, Equipment and Dress



(JEF馬場馬術競技規程 補足資料)

馬具、装具および服装の使用に関するFEI馬場馬術ガイドライン

有効期間：2023年4月1日～2024年3月31日

※パラ馬術の記載は適用外

Last Update: 20 December 2022

Table of Contents

Bridle / Nosebands / Reins	4
Bits	17
Ear Hoods and fly masks	35
Saddle and Stirrups	38
Spurs	41
Other	44




This document is to be read in conjunction with the FEI Dressage Rules and FEI Para Dressage Rules, current versions. In case of any discrepancies, **the FEI Dressage/Para Dressage Rules will prevail.**

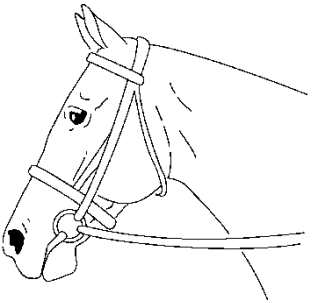


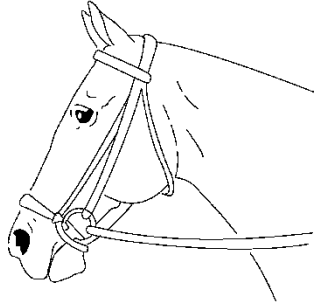






This list is a non-exhaustive list of frequently asked questions about Equipment.

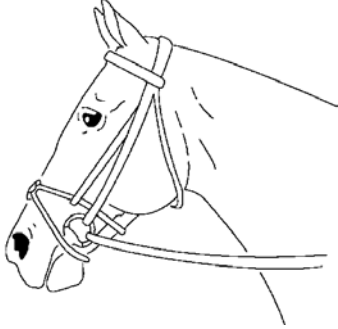



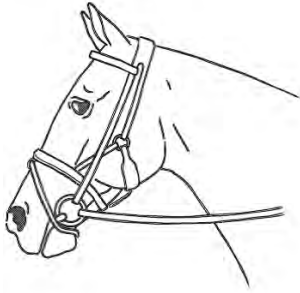






Rules reference:




[FEI Dressage Rules](#)










[FEI Para Dressage Rules](#)




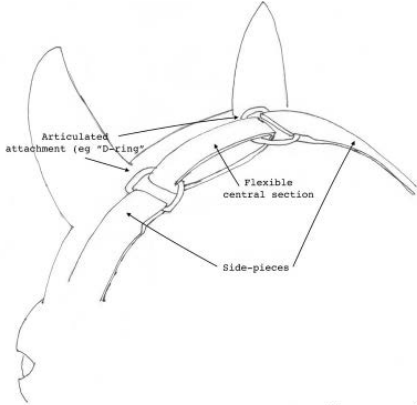
Topics		Use permitted
Bridle / Nosebands / Reins		
All items of saddlery used must align with the FEI Dressage Rules articles 431 and 434 or FEI Para Dressage Rules articles 8427 and 8431 .		
The bit can be attached to the reins and cheek pieces only		
Noseband check: Dressage Rules art 434.2.1.5 / Para Dressage Rules art 8431.2.8: At any level of competition, a noseband may never be so tightly fixed that it causes harm to the horse and must be checked as per the Stewards Manual noseband protocol. If it happens again the rider should receive a yellow card for not following the instruction of the steward. Stewards Manual Dressage Annex IX / Stewards Manual Para Dressage Annex V In case of an apparent overtightened noseband during the horse's warm-up, the appointed tack control steward is entitled to conduct the check also during the warm-up and, in case of the noseband being overtightened, ask the athlete to loosen the noseband. The noseband of the horse will be checked again by the same steward after the horse has finished the test. If the noseband is still too tight after the second check, the Chief Steward will give a Yellow Warning Card to the athlete.		
Double Bridle 	<p>A double bridle uses a cavesson noseband, a bridoon, a curb and a curb chain.</p> <p>Dressage Rules Art 434.2.2: It is required at CDI/CDIO3*/4*/5*/U25, CDI-Ws and Championships/Games (except Ponies, Children, Juniors and Young Riders) 2.2 A snaffle bridle or double bridle is allowed in CDI1* and 2*, CDIO2*, CDIJ, CDIOJ, CDIY, CDIOY, CDIAm and CDIYH for seven (7) year old Horses and Junior and Young Rider Championships. 2.2.1 – not allowed for CDIP/Ch, CDIOP/Ch, Ponies and Children Championships, CDIYH for five (5) and six (6) year old Horses, and as marked on test sheets</p> <p>Para Dressage Rules Art. 8431.2 Double bridle is optional</p>	<p>Dressage* (see note)</p> <p></p> <p>*dependant on Event</p> <p>Para Dressage</p> <p></p>




<p>Snaffle Bridle (with Cavesson noseband)</p> 	<p>Dressage Rules art. 434.2.2 2.2 A snaffle bridle or double bridle is allowed in CDI1* and 2*, CDIO2*, CDIJ, CDIOJ, CDIY, CDIOY, CDIAm and CDIYH for seven (7) year old Horses and Junior and Young Rider Championships. 2.2.1 For CDIP/Ch, CDIOP/Ch, Ponies and Children Championships, CDIYH for five (5) and six (6) year old Horses, and as marked on test sheets, a snaffle bridle is to be used.</p> <p>Para Dressage Rules Art. 8431.2 Snaffle bridle is optional</p>	<p>Dressage *(see note)</p>  <p>*dependant on Event</p> <p>Para Dressage</p> 
<p>Dropped Noseband</p> 	<p>Dressage: *This noseband is allowed for Events where a snaffle bridle is allowed</p> <p>Dressage Rules art. 434.2.2.3 Para Dressage Rules Art. 8431.2.7</p>	<p>Dressage *</p>  <p>*dependant on Event</p> <p>Para Dressage</p> 
<p>Flash Strap</p>  	<p>Dressage: *This noseband is allowed for Events where a snaffle bridle is allowed</p> <p>Dressage Rules art. 434.2.2.3 Para Dressage Rules Art. 8431.2.7</p>	<p>Dressage *</p>  <p>*dependant on Event</p> <p>Para Dressage</p> 

<p>Crossed/Mexican/Grackle Noseband</p>  	<p>Dressage: *This noseband is allowed for Events where a snaffle bridle is allowed</p> <p>Dressage Rules art. 434.2.2.3 Para Dressage Rules Art. 8431.2.7</p>	<p>Dressage *</p>  <p>*dependant on Event</p> <p>Para Dressage</p> 
<p>Combined Noseband</p>  	<p>Dressage: *This noseband is allowed for Events where a snaffle bridle is allowed</p> <p>Dressage Rules art. 434.2.2.3 Para Dressage Rules Art. 8431.2.7</p>	<p>Dressage *</p>  <p>*dependant on Event</p> <p>Para Dressage</p> 
<p>Micklem Style Bridle</p> 	<p>Dressage: *This noseband is allowed for Events where a snaffle bridle is allowed</p> <p>In the case of the Micklem bridle, Stewards will have to assess if the upper strap is sufficiently maintaining the bridle in place and can be considered as a throat lash, please see below.</p> <p>Dressage Rules art. 434.2.2.3 Para Dressage Rules Art. 8431.2.7</p>	<p>Dressage *</p>  <p>*dependant on Event</p> <p>Para Dressage</p> 

<p>Micklem Style Bridle</p> 	<p>The upper strap can be considered as a throat lash if it is correctly fitted</p> <p>Dressage Rules art. 434.2.2.3 Para Dressage Rules Art. 8431.2.7</p>	<p>Dressage *(see note)</p> <p>✔ *dependant on Event</p> <p>Para Dressage</p> <p>✔</p>
<p>Micklem Style Bridle</p> 	<p>The upper strap is too low to be considered a throat lash.</p> <p>Dressage Rules art. 434.2.1.3 Para Dressage Rules Art. 8431.2.4</p>	<p>Dressage</p> <p>✘</p> <p>Para Dressage</p> <p>✘</p>
<p>Micklem Bridle with clips</p> 	<p>Dressage and Para Dressage: no clips allowed on the Micklem bridles in ANY material as it is considered a gadget</p> <p>Dressage Rules art 434.5 Para Dressage art 8431.4.5</p>	<p>Dressage</p> <p>✘</p> <p>Para Dressage</p> <p>✘</p>

<p>High Jump Bridle</p> 	<p>Allowed as it is a variation of the Micklem bridle.</p> <p>Dressage: *This noseband is allowed for Events where a snaffle bridle is allowed</p> <p>Dressage Rules art. 434.2.2.3 Para Dressage Rules art. 8431.2.7</p>	<p>Dressage *  *dependant on Event</p> <p>Para Dressage </p>
<p>Monarch Bridle</p> 	<p>Allowed as it is a variation of the Micklem bridle.</p> <p>Dressage: *This noseband is allowed for Events where a snaffle bridle is allowed</p> <p>Dressage Rules art. 434.2.2.3 Para Dressage Rules art. 8431.2.7</p>	<p>Dressage *  *dependant on Event</p> <p>Para Dressage </p>
<p>Variation of Micklem without a complete noseband</p> 	<p>Dressage and Para Dressage: Not included in the list of permitted nosebands as it is a variant of a micklem but without a complete noseband so would have a different effect on the horse.</p> <p>Dressage Rules art. 434.2.2.3 Para Dressage Rules art. 8431.2.7</p>	<p>Dressage </p> <p>Para Dressage </p>

<p>Mixed Noseband</p> 	<p>Dressage and Para Dressage: Not included in the list of permitted nosebands for Dressage as mix of cavesson and drop noseband.</p> <p>Dressage Rules art. 434.2.2.3 Para Dressage Rules art. 8431.2.7</p>	<p>Dressage ❌</p> <p>Para Dressage ❌</p>
<p>Noseband with metal sliding system attached to cheek piece</p> 	<p>Except for buckles and padding the headstall and noseband must be entirely of leather or leather-like material.</p> <p>Dressage Rules art 434.2.1 Para Dressage Rules art 8431.2.1</p>	<p>Dressage ❌</p> <p>Para Dressage ❌</p>
<p>Head Piece with flexible central section</p>   <p>Articulated attachment (eg "D-ring") Flexible central section Side-pieces</p> <p>Headpiece overview – diag A</p>	<p>Dressage Rules art. 434.2.1.2 Para Dressage Rules art. 8431.2.3</p>	<p>Dressage ✅</p> <p>Para Dressage ✅</p>

<p>Bridle</p>  <p>Crown piece may not extend beyond the two arrows</p> 	<p>Variation of combined bridle authorised.</p> <p>Dressage rules: art. 434.2.1.2</p> <p>2.1.2 The crownpiece of the bridle must lie immediately behind the poll and may extend forward onto the poll but must not be fitted to lie behind the skull.</p> <p>Para Dressage rules: art. 8431.2.3</p> <p>2.1.2 The crownpiece of the bridle must lie immediately behind the poll and may extend forward onto the poll but must not be fitted to lie behind the skull.</p>	<p>Dressage</p> <p>✓</p> <p>Para Dressage</p> <p>✓</p>
<p>Adjustable and padded V-headpiece</p> 	<p>Dressage rules: art. 434.2.1.2</p> <p>Para Dressage rules: art. 8431.2.3</p>	<p>Dressage</p> <p>✓</p> <p>Para Dressage</p> <p>✓</p>

Elastic Insert

Elastic Concept for rein and cheek piece by PS of Sweden

Here we have attached a durable and strong elastic band that is attached to the leather. The elastic touches **NEVER** the bit. The elastic helps the bit to be a little bit flexible and more dynamic in the mouth.



PS of Sweden, 7th of March 2017

Elastic insert are permitted in the crownpiece and cheek pieces only and must not be in direct contact with the Horse or the bit.

Dressage rules: art. 434.2.1

Para Dressage Rules art 8431.2.1

Dressage



Para Dressage



Clip instead of buckle



Small clips can be used in the same way as buckles on the bridles. Clips should not be used on the bit.

Dressage rules art. 434.2.1

Para Dressage Rules art 8431.2.1










Dressage












Para Dressage



<p>Browband</p> 	<p>Browband with decoration on top of leather and browband with decoration only (except where parts that attach to the crownpiece or headstall) are allowed</p> <p>Dressage rules art. 434.2.1.1 Para Dressage Rules art 8431.2.2</p>	<p>Dressage </p> <p>Para Dressage </p>
<p>Bridle with double throatlash</p> 	<p>Not allowed as not included in the list of permitted bridles</p> <p>Dressage rules art. 434.2.1.3 Para Dressage Rules art 8431.2.4</p>	<p>Dressage </p> <p>Para Dressage </p>
<p>Blinkers</p> 	<p>Dressage and Para Dressage: Any form of blinkers are considered as gadgets and therefore not allowed</p> <p>Dressage Rules art 434.5 Para Dressage art 8431.4.5</p>	<p>Dressage </p> <p>Para Dressage </p>

<p>Tongue Strap</p> 	<p>Not allowed, as the lower flat strap places restraint on the tongue.</p> <p>Dressage rules art. 434.3 Para Dressage Rules art 8431.3</p>	<p>Dressage </p> <p>Para Dressage </p>
<p>Leather or leather-like reins</p> 	<p>Reins must not be made from rope or rope-like material.</p> <p>Dressage Rules art 434.2.1.4 Para Dressage Rules art 8431.2.5</p>	<p>Dressage </p> <p>Para Dressage </p>
<p>Nylon/Cotton/Synthetic material reins</p> 	<p>Reins must not be made from rope or rope-like material.</p> <p>Dressage Rules art 434.2.1.4 Para Dressage Rules art 8431.2.5</p>	<p>Dressage </p> <p>Para Dressage </p>

<p>Rubber Reins</p> 	<p>Reins must not be made from rope or rope-like material.</p> <p>Dressage Rules art 434.2.1.4 Para Dressage Rules art 8431.2.5</p>	<p>Dressage </p> <p>Para Dressage </p>
<p>Elastic Inserts</p> 	<p>Dressage: Rein additions or attachments are not allowed.</p> <p>Para Dressage: elastic rein inserts are a standard compensating aid.</p> <p>Dressage Rules art 434.2.1.4 Para Dressage Rules 8432.5.1</p>	<p>Dressage </p> <p>Para Dressage  *Please see note</p>

<p>Laced or notched reins</p> 	<p>Reins must not be made from rope or rope-like material.</p> <p>Dressage Rules art 434.2.1.4 Para Dressage Rules art 8431.2.5</p>	<p>Dressage</p> <p>✔</p> <p>Para Dressage</p> <p>✔</p>
<p>Reins with hand stoppers</p> 	<p>Dressage: any type of big hand stoppers are not allowed as it is considered as a gadget</p> <p>*Para Dressage: knotted reins or stoppers are considered a standard compensating aid. Please see the rules for number and size of knots/stops.</p> <p>Dressage Rules art 434.2.1.4 Para Dressage Rules art 8432.5.6</p>	<p>Dressage</p> <p>✘</p> <p>Para Dressage</p> <p>✔</p> <p>*Please see note</p>
<p>Rope Reins</p> 	<p>Reins must not be made from rope or rope-like material.</p> <p>Dressage Rules art 434.2.1.4 Para Dressage Rules art 8431.2.5</p>	<p>Dressage</p> <p>✘</p> <p>Para Dressage</p> <p>✘</p>

Rein Attachments



A rein is a continuous, uninterrupted strap or line from the bit to the hand. Rein additions or attachments are not allowed.

Dressage Rules art 434.2.1.4

Para Dressage Rules art 8431.2.5

Dressage

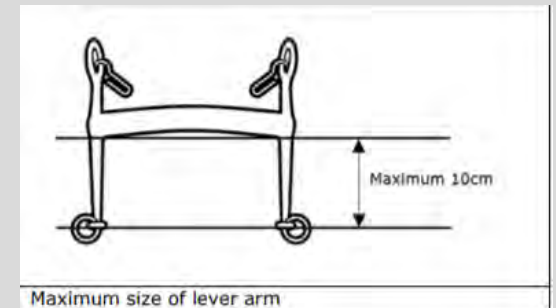


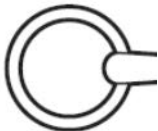
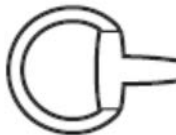
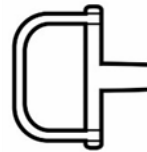



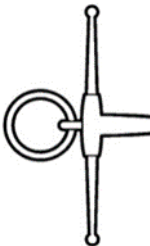
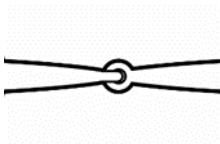


Para Dressage

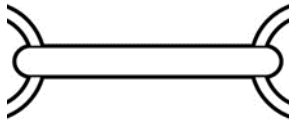




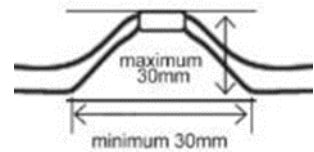

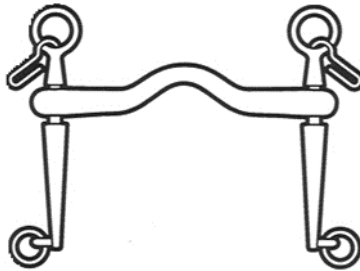
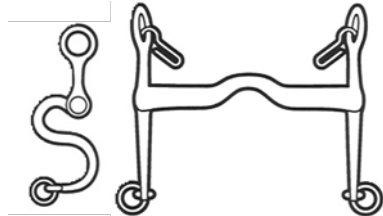
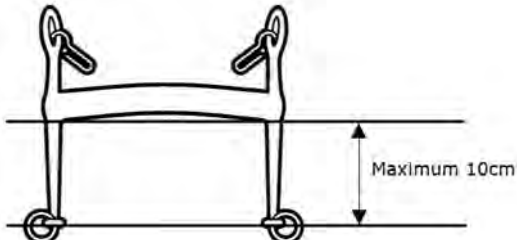

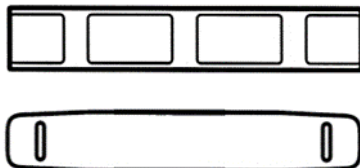











Bits










- Diameter of bits
The diameter of the mouthpiece is measured adjacent to the rings or the cheeks of the mouthpiece (Dressage Rules art 434.3, Para Dressage Rules art 8431.3)
Curb – minimum diameter to be twelve millimetres (12mm)
Bridoons – minimum diameter to be ten millimetres (10mm)
Snaffles – minimum diameter to be twelve millimetres (12mm) for horses and ten millimetres (10mm) for ponies
Note: The diameter should not be measured systematically but in case of doubt
- Curb Lever Arm (Dressage Rules art 434.3.3.1, Para Dressage Rules art 8431.3.3)
The length of the lever arm below the mouthpiece of the curb bit is limited to ten centimetres (10 cm). The upper cheek must not be longer than the lower cheek. If the curb has a sliding mouthpiece, the lever arm of the curb bit below the mouthpiece should not measure more than ten centimetres (10 cm) when the mouthpiece is at the uppermost position.





















Permitted Cheek Pieces (Snaffle and Curb)		
Example of Loose Ring: 	Example of Eggbutt: 	Example of D-Ring: 
Example of Upper Cheek: 	Example of Full Cheeks: 	Example of Hanging Cheek: 
Example of Fulmer cheek: 		
Permitted Mouthpieces		
Example of a single jointed mouthpiece 	Example of a double jointed mouthpiece 	Example of a double jointed mouthpiece 

Example of unjointed mouthpiece 	Example of a barrel joint 	Example of a ball joint 
Example of double ball joint 	Example of a centre piece with a roller 	Port deviation measurements (snaffles and curbs) 
Permitted Curb Bits		
Example of a Curb with straight cheeks 	Example of a Curb with port and sliding mouthpiece (with rotating arms) 	Example of a Curb with S cheeks 
	Example of Curb Chain 	Examples of Curb Chain Covers 

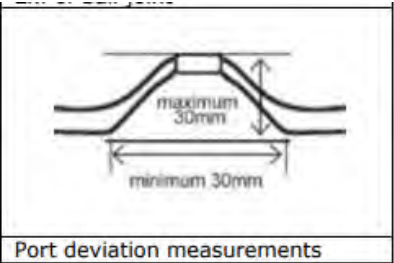

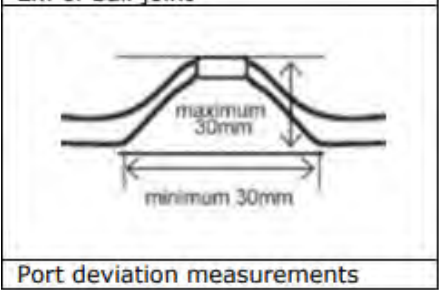

<p>Hanging cheeks</p> 	<p>Dressage: *This cheek piece is allowed for Events where a snaffle bridle is allowed</p> <p>Dressage rules art. 434.3.1.1 Para Dressage Rules art 8431.3.1.1</p>	<p>Dressage * </p> <p>Para Dressage </p>
<p>Hanging cheek with cheek piece attached to the mouthpiece and a loose ring</p> 	<p>The cheek is not as per those described and pictured in the rules so is not allowed.</p> <p>Dressage rules art. 434.3.1.1 Para Dressage Rules art 8431.3.1.1</p>	<p>Dressage </p> <p>Para Dressage </p>
<p>Small cheeks</p> 	<p>There are no maximum or minimum sizes for the length of cheeks for snaffles.</p> <p>Dressage: *This cheek piece is allowed for Events where a snaffle bridle is allowed</p> <p>Dressage rules art. 434.3.1.1 Para Dressage Rules art 8431.3.1.1</p>	<p>Dressage* </p> <p>Para Dressage </p>






<p>Variant of Eggbutt cheeks</p> 	<p>Allowed as it has the same effect on the horse as a standard eggbutt cheek.</p> <p>Dressage rules art. 434.3.1.1 Para Dressage Rules art 8431.3.1.1</p>	<p>Dressage </p> <p>Para Dressage </p>
<p>Bit guards</p> 	<p>Not allowed as gadget, these can hide signs of bleeding from the mouth.</p> <p>Dressage rules: art. 434.5 Para Dressage art 8431.4.5</p>	<p>Dressage </p> <p>Para Dressage </p>
<p>"Golden wing" bits</p>  	<p>Bit not permitted for Dressage as the "Golden wing" acts as bit guards and therefore, are considered as gadget</p> <p>Dressage rules: art. 434.5 Para Dressage art 8431.4.5</p>	<p>Dressage </p> <p>Para Dressage </p>
<p>Bit with disc on sides</p> 	<p>Dressage: not allowed as small discs on sides act as bit guards and therefore, are considered as gadget</p> <p>Dressage rules: art. 434.5 Para Dressage art 8431.4.5</p>	<p>Dressage </p> <p>Para Dressage </p>

<p>Full cheek with extra rings</p> 	<p>Not allowed as small discs on sides act as bit guards and therefore, are considered as gadget</p> <p>Dressage rules: art. 434.5 Para Dressage art 8431.4.5</p>	<p>Dressage </p> <p>Para Dressage </p>
<p>Loose Ring with sleeve fitted around part of the ring</p> 	<p>This is allowed as per the rules:</p> <p>Dressage Rules art 434.3.1.1 Para Dressage Rules art 8431.3.1.1</p>	<p>Dressage </p> <p>Para Dressage </p>
<p>Hanging Cheek with rotating arms/mouthpiece</p> 	<p>The Hanging cheek with rotating arm is not allowed as the cheek piece is different from the standard cheek piece.</p> <p>Dressage Rules art 434.3.1.1 Para Dressage Rules art 8431.3.1.1</p>	<p>Dressage </p> <p>Para Dressage </p>

<p>Curb with rotating arms/mouthpiece</p> 	<p>Curbs with arms rotating around the mouthpiece are not allowed as the rotation allows the mouthpiece to rotate fully in the Horses mouth which is not allowed for in the Rules.</p> <p>Dressage Rules art 434.3.3.1 Para Dressage Rules art 8431.3.3.2</p>	<p>Dressage </p> <p>Para Dressage </p>
<p>Curb with hinged arms</p> 	<p>This is not as per the listed curb arms in the Rules.</p> <p>Dressage Rules art 434.3.3.1 Para Dressage Rules art 8431.3.3.2</p>	<p>Dressage </p> <p>Para Dressage </p>
<p>Curb with rotating arms</p> 	<p>Curbs with arms rotating on their own axis is permitted by the rules.</p> <p>Dressage Rules art 434.3.3.1 Para Dressage Rules art 8431.3.3.2</p>	<p>Dressage </p> <p>Para Dressage </p>




<p>Various cheek pieces</p>  	<p>This is not as per the listed in the Rules.</p> <p>Dressage Rules art 434.3.1.1 Para Dressage Rules art 8431.3.1.1</p>	<p>Dressage</p>  <p>Para Dressage</p> 
<p>Ball/barrel joint</p>  	<p>Double jointed bits with barrel or ball joint as the centre link are allowed</p> <p>Dressage rules art. 434.3.1.2/3.2.2 Para Dressage Rules art 8431.3.1.2 /3.2.2</p>	<p>Dressage</p>  <p>Para Dressage</p> 
<p>Center piece with a roller</p>  	<p>Double jointed bits with roller as the centre link are allowed for all tests.</p> <p>Dressage rules art. 434.3.1.2/3.2.2 Para Dressage Rules art 8431.3.1.2 /3.2.2</p>	<p>Dressage</p>  <p>Para Dressage</p> 










<p>Snaffle bits with a ported/tilted mouthpiece</p>  <p>Port deviation measurements</p>	<p>A double jointed snaffle or snaffle with rotating mouthpiece may be shaped to allow tongue relief, permitted if the maximum height is 30mm from the lower part of the side of the tongue to the highest point of the deviation and must have a minimum width of 30mm. The deviation may be forward but not downwards</p> <p>Dressage rules art 434.3.1.3 Para Dressage rules art 8431.3.1.2</p>	<p>Dressage*</p> <p>✓</p> <p>Para Dressage</p> <p>✓</p>
<p>Curb bits with a ported/tilted mouthpiece</p> 	<p>Curb bit with a tilted mouthpiece are permitted if the maximum height of the deviation is 30 mm from the lower part of tongue side to the highest part of the deviations and must have a minimum width of 30mm. The deviation may be forward but not downwards</p> <p>Dressage rules: art. 434.3.3.3 Para Dressage rules art 8428.1.3.3.3</p>	<p>Dressage</p> <p>✓</p> <p>Para Dressage</p> <p>✓</p>
<p>Curb with downward height deviation</p>  <p>Port deviation measurements</p> 	<p>Bits permitted if the maximum height is 30mm from the lower part of the side of the tongue to the highest point of the deviation and must have a minimum width of 30mm. The height difference should not be downwards.</p> <p>Dressage rules art. 434.3.3.3 Para Dressage rules art 8431.3.3.3</p>	<p>Dressage</p> <p>✗</p> <p>Para Dressage</p> <p>✗</p>










<p>Jointed, rotating mouthpiece on a curb</p> 	<p>The rules do not allow for a jointed curb or a curb with rotation in the mouthpiece.</p> <p>Dressage rules: art. 434.3.3 Para Dressage rules art 8431.3.3</p>	<p>Dressage </p> <p>Para Dressage </p>
<p>Jointed mouthpiece with tilted centre piece</p> 	<p>The centre link may be tilted in a different orientation from the mouthpiece but must have rounded edges.</p> <p>Dressage rules: art. 434.3.1.2 Para Dressage rules art 84313.1.2</p>	<p>Dressage </p> <p>Para Dressage </p>
<p>Double jointed</p> 	<p>This bit is allowed, as corresponding of a double jointed mouthpieces, with rounded edges.</p> <p>Dressage rules: art. 434.3.1.2 Para Dressage rules art. 84313.1.2</p>	<p>Dressage </p> <p>Para Dressage </p>




<p>Elliptical central joint</p> 	<p>This bit is allowed, as corresponding of a double jointed mouthpieces, with rounded edges.</p> <p>Dressage rules: art. 434.3.1.2 Para Dressage rules art. 84313.1.2</p>	<p>Dressage </p> <p>Para Dressage </p>
<p>Cable bits Cable double jointed mouthpiece</p>  <p>Cable Single Joint</p> 	<p>Any single or double jointed cable bits are not allowed as they are not listed in the Rules of either Dressage or Para Dressage.</p>	<p>Dressage </p> <p>Para Dressage </p>
<p>Hybrids bits (I-Bride) as snaffle and bridoon</p> 	<p>Bits must be made of metal, rigid plastic, or durable synthetic material and may be covered with rubber/latex.</p> <p>Dressage Rules: art 434.3 Para Dressage Rules: art 8431.3</p>	<p>Dressage </p> <p>Para Dressage </p>
<p>Hybrids bits (I-Bride) as curb</p> 	<p>Bits must be made of metal, rigid plastic, or durable synthetic material and may be covered with rubber/latex.</p> <p>Dressage Rules: art 434.3 Para Dressage Rules: art 8431.3</p>	<p>Dressage </p> <p>Para Dressage </p>

<p>Lock up joints</p> 	<p>*This mouthpiece is allowed as a snaffle. Not permitted as a bridoon</p> <p>Dressage rules: art. 434.3.2.3 Para Dressage rules art 8431.3.2.3</p>	<p>Dressage*</p>  <p>Para Dressage*</p> 
<p>Abrupt thin joint</p> 	<p>The central joint must be have rounded edges.</p> <p>Dressage rules: art. 434.3.1.2 Para Dressage rules art 8431.3.1.2</p>	<p>Dressage</p>  <p>Para Dressage</p> 
<p>Mouthpiece made from synthetic material</p> 	<p>Bits must be made of metal, rigid plastic or a durable synthetic material.</p> <p>Dressage rules: art. 428.3 Para Dressage rules art 8428.1.3</p>	<p>Dressage</p>  <p>Para Dressage</p> 
<p>Leather mouthpiece</p> 	<p>Bits must be made of metal, rigid plastic or a durable synthetic material.</p> <p>Dressage rules: art. 434.3 Para Dressage rules art 8431.3</p>	<p>Dressage</p>  <p>Para Dressage</p> 







<p>Bits with plate as centre link</p> 	<p>Bits with control plate as centre piece are not allowed. If the bit is put incorrectly, the edge of the plate causes excess pressure on tongue.</p> <p>The centre link must have rounded edges and be shaped so it is not a plate.</p> <p>Dressage Rules art 434.3.1.2</p> <p>Para Dressage Rules art 8431.3.1.2</p>	<p>Dressage</p> <p>⊗</p> <p>Para Dressage</p> <p>⊗</p>
<p>Clarification French Link / Dr. Bristol</p> 	<p>French Link is allowed as it is similar to a standard double jointed central piece.</p> <p>Dr. Bristol is NOT allowed as it is similar to a control plate.</p> <p>Dressage Rules art 434.3.1.3</p> <p>Para Dressage Rules art 8431.3.1.2</p>	<p>Dressage</p> <p>See left</p> <p>Para Dressage</p> <p>See left</p>
<p>Mouthpiece with flat central plate</p> 	<p>The centre link must have rounded edges.</p> <p>Dressage Rules art 434.3.1.2</p> <p>Para Dressage Rules art 8431.3.1.2</p>	<p>Dressage</p> <p>⊗</p> <p>Para Dressage</p> <p>⊗</p>

<p>Rolling part on Mouthpiece</p> 	<p>Bits with rolling parts on the mouthpiece are not allowed as rollers and moving pieces are only allowed on the central joint of a bit, the rest of the mouthpiece must have a "smooth surface"</p> <p>Dressage Rules, art. 434.3 / 3.1.3 Para Dressage Rules 8431.3 / 3.1.2</p>	<p>Dressage </p> <p>Para Dressage </p>
<p>Mouthpiece with holes</p> 	<p>Bits must have a smooth surface.</p> <p>Dressage Rules, art. 434.3 Para Dressage Rules Art. 8431.3.1.2</p>	<p>Dressage </p> <p>Para Dressage </p>
<p>Wavy bits</p> 	<p>Wavy bits are allowed as they have a smooth surface.</p> <p>Dressage Rules, art. 434.3 Para Dressage Rules art. 8431.3</p>	<p>Dressage </p> <p>Para Dressage </p>

<p>Multiple joints</p> 	<p>Snaffles and Bridoons may have up to two joints. The mouthpiece must have a smooth surface.</p> <p>Dressage Rules, art. 434.3 / 3.1.2 Para Dressage Rules 8431.3 / 3.1.2</p>	<p>Dressage </p> <p>Para Dressage </p>
<p>Tongue plate</p>  	<p>Bit not allowed as the centre piece is a tongue plate and places mechanical restraint on the tongue</p> <p>Dressage Rules art 434.3.1.2 / 3.2.2 Para Dressage Rules art 8431.3.1.2 / .3.2.2</p>	<p>Dressage </p> <p>Para Dressage </p>
<p>WTP mouth piece</p> 	<p>Bit not allowed as the centre piece has the effect of a tongue plate and places mechanical restraint on the tongue</p> <p>Dressage Rules art 434.3.1.2/ 3.2.2 Para Dressage Rules art 8431.3.1.2 / .3.2.2</p>	<p>Dressage </p> <p>Para Dressage </p>

Ring bit		<p>Bits must not place mechanical restraint upon the tongue</p> <p>Dressage Rules art 434.3/ 3.2.2 Para Dressage Rules art 8431.3.1.2 / .3.2.2</p>	<p>Dressage</p> <p>⊗</p> <p>Para Dressage</p> <p>⊗</p>
		<p>Bits must not place mechanical restraint upon the tongue</p> <p>Dressage Rules art 434.3/ 3.2.2 Para Dressage Rules art 8431.3.1.2 / .3.2.2</p>	<p>Dressage</p> <p>⊗</p> <p>Para Dressage</p> <p>⊗</p>
Additions to bit		<p>Bits may only be covered with rubber or latex.</p> <p>Dressage Rules art 434.3 Para Dressage Rules art 8431.3</p>	<p>Dressage</p> <p>⊗</p> <p>Para Dressage</p> <p>⊗</p>

<p>Bit Tape to cover the mouthpiece (latex or rubber)</p> 	<p>Bits may be covered with rubber or latex.</p> <p>Dressage Rules art 434.3 Para Dressage Rules art 8431.3</p>	<p>Dressage </p> <p>Para Dressage </p>
<p>Bit Tape to create a bit guard</p> 	<p>Not allowed as acts as a bit guard.</p> <p>Dressage rules: art. 434.5 Para Dressage Rules art 8431.4.5</p>	<p>Dressage </p> <p>Para Dressage </p>
<p>Curb chain clasp</p> 	<p>Curb chain hooks can be fixed or not fixed.</p> <p>Dressage rules art. 434.3.3.4 Para Dressage Rules art 8431.3.3.4</p>	<p>Dressage </p> <p>Para Dressage </p>

<p>Equismart control</p> 	<p>Not allowed as considered as gadget</p> <p>Dressage Rules, art. 434.5 Para Dressage Rules 8431.4.5</p>	<p>Dressage</p> <p></p> <p>Para Dressage</p> <p></p>
<p>Gags</p> 	<p>Not allowed as considered as gadget, and is not a permitted cheek piece</p> <p>Dressage Rules, art. 434.5 Para Dressage Rules 8431.4.5</p>	<p>Dressage</p> <p></p> <p>Para Dressage</p> <p></p>

Ear Hoods and fly masks

Ear Hoods



Ear hoods are permitted for all Events and may also provide noise reduction. However, ear hoods must not cover the horse's eyes and ear plugs are not permitted, with the exception of Horse Inspections and prize-giving ceremonies. The ear hoods should be discreet in colour and design. Ear hoods may not be attached to the noseband.

Dressage Rules art 434.6.2
Para Dressage Rules art 8431.4.2


Dressage



Para Dressage



Attached Ear Hoods



Ear hoods may not be attached to the noseband.











Dressage Rules art 434.6.2
Para Dressage Rules art 8431.4.2

Dressage



Para Dressage



<p>Ear plugs</p>		<p>*Dressage: Ear plugs are allowed only at Prize giving and Horse Inspections</p> <p>*Para Dressage: Ear plugs are allowed only at Prize Giving art.8424.5</p> <p>Dressage Rules art 434.6.3 Para Dressage Rules art 8431.4.2</p>	<p>Dressage</p> <p></p> <p>Para Dressage</p> <p></p> <p>*Please see note</p>
<p>Tight fitting head cover</p>	 	<p>Not allowed as considered as gadget.</p> <p>Dressage Rules, art. 434.5 Para Dressage Rules art. 8431.4.5</p>	<p>Dressage</p> <p></p> <p>Para Dressage</p> <p></p>
<p>Fly Mask</p>		<p>Fly masks are forbidden in the Competition arena but may be allowed in warmup and training arenas at the discretion of the Chief Steward and President of the Ground Jury</p> <p>Dressage rules art 434.7 Para Dressage rules Art. 8431.4.6</p>	<p>Dressage</p> <p></p> <p>Para Dressage</p> <p></p>

Fly mask on the nose



Fly masks are forbidden in the training and competition arena

Dressage rules art 434.7

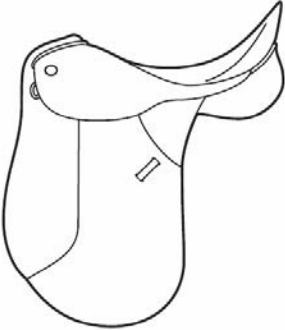







Para Dressage rules Art. 8431.4.6




Dressage









Para Dressage



Saddle and Stirrups		
Dressage Saddle 		
Boot attached to stirrups with hooks  	<p>The foot must not be attached to the stirrup</p> <p>Dressage Rules art 434.1.1 Para Dressage Rules art 8431.1.2</p>	<p>Dressage </p> <p>Para Dressage </p>
Magnetic stirrup  <p>Magnet inserted in the foot pad of the stirrup</p>	<p>Dressage: The foot must in no way be attached to the stirrups</p> <p>Para Dressage: magnetic stirrups are a standard compensating aid</p> <p>Dressage Rules art 434.1.1 Para Dressage Rules art 8432.7.3</p>	<p>Dressage </p> <p>Para Dressage </p>

<p>K'Vall Stirrups</p> 	<p>Dressage: K'Vall stirrups are not allowed as the foot must not be enclosed</p> <p>Para Dressage: Foot may only be enclosed at the front, this stirrup gives support to the back too so is not allowed.</p> <p>Dressage Rules art 434.1.1 Para Dressage Rules art 8432.7.4</p>	<p>Dressage</p> <p>✗</p> <p>Para Dressage</p> <p>✗</p>
<p>Enclosed Stirrups</p> 	<p>Dressage: the foot must not be enclosed</p> <p>Para Dressage: Stirrups may be enclosed at the front</p> <p>Dressage Rules art 434.1.1 Para Dressage Rules art 8432.7.4</p>	<p>Dressage</p> <p>✗</p> <p>Para Dressage</p> <p>✓</p>
<p>Safety Stirrups with open branch on the outside</p> 	<p>Safety stirrups with open branches are allowed.</p> <p>Dressage Rules art 434.1.1 Para Dressage Rules art 8431.1.2</p>	<p>Dressage</p> <p>✓</p> <p>Para Dressage</p> <p>✓</p>

<p>Magnetic safety stirrup</p> 	<p>Dressage: The foot must in no way be attached to the stirrups</p> <p>Para Dressage: Magnetic stirrups are a standard compensating aid</p> <p>Dressage Rules art 434.1.1 Para Dressage Rules art 8431.1.2</p>	<p>Dressage</p>  <p>Para Dressage</p> 
<p>Velcro stirrups</p> 	<p>The foot must not be attached to the stirrup</p> <p>Dressage Rules art 434.1.1 Para Dressage Rules art 8431.1.2</p>	<p>Dressage</p>  <p>Para Dressage</p> 

Spurs

Dressage Rules art 427.4 Spurs are compulsory except for CDIP and CDICH, in Children and Pony competitions spurs are optional but if used, only blunt metal spurs no longer than 3.5cm are allowed.

Para Dressage Rules art 8427.7 Spurs are optional

Rowel Spurs with blunt tines



Rowel spurs must be blunt/smooth. Blunt tynes are allowed.

Dressage Rules art 431.4
Para Dressage Rules art 8427.10

Dressage



Para Dressage



Rowels with sharp tines



Rowel spurs must be blunt/smooth. Sharp tynes are not allowed.

Dressage Rules art 431.4
Para Dressage Rules art 8427.10

Dressage



Para Dressage



Spurs with Rowels



Rowel spurs must be blunt/smooth

Dressage Rules art 431.4
Para Dressage Rules art 8427.10




Dressage



Para Dressage



<p>Spurs with horizontal rowels</p> 	<p>Rowel spurs must be blunt/smooth and free to rotate</p> <p>Dressage Rules art 431.4 Para Dressage Rules art 8427.10</p>	<p>Dressage</p>  <p>Para Dressage</p> 
<p>Spur with metal knobs</p> 	<p>Dressage Rules art 431.4 Para Dressage Rules art 8427.10</p>	<p>Dressage</p>  <p>Para Dressage</p> 
<p>Spur with plastic knob</p> 	<p>Dressage Rules art 431.4 Para Dressage Rules art 8427.10</p>	<p>Dressage</p>  <p>Para Dressage</p> 
<p>Spurs with flat disk</p> 	<p>Rowel spurs must be blunt/smooth and free to rotate</p> <p>Dressage Rules art 431.4 Para Dressage Rules art 8427.10</p>	<p>Dressage</p>  <p>Para Dressage</p> 

<p>Swan Neck Spur</p> 	<p>The shank must be either curved or straight pointing directly back from the centre of the spur</p> <p>Dressage Rules art 431.4 Para Dressage Rules art 8427.10</p>	<p>Dressage ✓</p> <p>Para Dressage ✓</p>
<p>Spurs with extension at the back</p> 	<p>Spurs must be made of metal</p> <p>Dressage Rules art 431.4 Para Dressage Rules art 8427.10</p>	<p>Dressage ✗</p> <p>Para Dressage ✗</p>
<p>Dummy Spurs</p> 	<p>Dummy spurs with no shank are allowed</p> <p>Dressage Rules art 431.4 Para Dressage Rules art 8427.10</p>	<p>Dressage ✓</p> <p>Para Dressage ✓</p>

Other

Hoof boots



Hoof boots are not allowed in Dressage or Para Dressage. Nothing must cover the horse's legs or feet.

Dressage



Para Dressage



Body bandage (spur pad/protection)



Not allowed as considered a gadget



Dressage Rules, art. 434.5
Para Dressage Rules art. 8431.4.5

Dressage



Para Dressage



<p>Nose Tapes/strips</p> 	<p>Not allowed as considered a gadget</p> <p>Dressage Rules, art. 434.5 Para Dressage Rules art. 8431.4.5</p>	<p>Dressage</p> <p>⊗</p> <p>Para Dressage</p> <p>⊗</p>
<p>Electronic communication device</p> 	<p>Earphones and Electronic Communication devices are prohibited whilst competing.</p> <p>In Para Dressage radio communication is allowed where permitted as a compensating aid.</p> <p>Dressage Rules art. 431.5 Para Dressage Rules art. 8429.4.3</p>	<p>Dressage</p> <p>⊗</p> <p>Para Dressage Please see note*</p> <p>⊗</p>
<p>Electronic Tracking Device/Data Trackers</p>	<p>Data tracking devices may be used as long as there is no way to consult them or communicate with them during the competition. They must not have any effect on the equipment, which must be used as per the rules.</p> <p>Dressage Rules art 431.5 Para Dressage Rules 8429.4.3</p>	<p>Dressage</p> <p>⊙</p> <p>Para Dressage</p> <p>⊙</p>